

General Ledger Balances by Fund -- Month 6 (FY2020)

Parameters: Date Range: 6/1/2020-6/30/2020 Selected Funds: 147 Summary

Fund - Revenue Code	Beginning Balance	Cash Receipts	Void Checks	Transfer In	Tax Transfer In	Com Earned	Void Receipts	Warrants Paid	Transfer Out	Tax Transfer Out	Com Charged	Other Checks	Ending Balance
1000 General Fund	4,960,957.56	750,322.12	255.22	15,200.28	292,955.51	0.00	0.00	(1,345,913.48)	(7.35)	0.00	(17,541.24)	(5,750.66)	4,650,477.96
1003 Investment Fund	0.00	0.00	0.00	0.00	0.00	0.00	0.00	0.00	0.00	0.00	0.00	0.00	0.00
1892 Capital Fund	1,527,665.81	31,712.67	0.00	3,908.85	0.00	0.00	0.00	0.00	0.00	0.00	(712.43)	0.00	1,562,574.90
1896 Unclaimed Property Fund	312,099.05	0.00	0.00	0.00	0.00	0.00	0.00	0.00	0.00	0.00	0.00	0.00	312,099.05
2000 Road Fund	5,690,540.07	370,532.97	0.00	14,431.01	73,806.68	0.00	0.00	(468,137.86)	(3.86)	0.00	(9,151.01)	0.00	5,672,018.00
2001 Road Investment Fund	0.00	0.00	0.00	0.00	0.00	0.00	0.00	0.00	0.00	0.00	0.00	0.00	0.00
2003 Additional Motor Fuel Tax Fund (Act 416 of	82,323.08	17,822.93	0.00	239.62	0.00	0.00	0.00	0.00	0.00	0.00	(361.25)	0.00	100,024.38
3000 Treasurer's Automation Fund	143,097.26	0.00	0.00	351.04	0.00	0.00	0.00	(10,309.17)	0.00	0.00	0.00	0.00	133,139.13
3001 Collector Automation Fund	325,720.83	0.00	8,646.15	798.70	0.00	0.00	0.00	(32,765.63)	0.00	0.00	(15.97)	0.00	302,384.08
3002 Circuit Court Automation (Act 1262)Fund	256,495.43	4,093.31	0.00	658.87	0.00	0.00	0.00	(589.10)	0.00	0.00	(95.04)	0.00	260,563.47
3003 WD District Court Automation Fund	91,811.42	5,304.77	0.00	242.65	0.00	0.00	0.00	(702.70)	0.00	0.00	(110.95)	0.00	96,545.19
3004 Assessor's Amendment No. 79 Fund	135,894.94	0.00	0.00	346.54	0.00	0.00	0.00	0.00	0.00	0.00	(6.93)	0.00	136,234.55
3005 County Clerk's Cost Fund	33,814.88	4,736.00	0.00	92.62	0.00	0.00	(324.00)	(1,266.02)	0.00	0.00	(90.09)	0.00	36,963.39
3006 Recorder's Cost Fund	366,945.29	75,904.70	0.00	989.75	0.00	0.00	0.00	(63,621.01)	0.00	0.00	(1,536.16)	0.00	378,682.57
3008 County Library Fund	0.00	0.00	0.00	0.00	37,370.92	0.00	0.00	(36,623.51)	(3.67)	0.00	(747.41)	0.00	(3.67)
3012 Child Support Cost Fund	9,385.85	0.00	0.00	23.93	0.00	0.00	0.00	0.00	0.00	0.00	(0.48)	0.00	9,409.30
3014 Communication Facility & Equipment Fund	301,211.01	8,601.67	0.00	4,573.61	0.00	0.00	0.00	0.00	0.00	0.00	(187.60)	0.00	314,198.69
3015 Drug Control Fund	11,696.39	0.00	0.00	29.83	0.00	0.00	0.00	0.00	0.00	0.00	(0.60)	0.00	11,725.62
3017 Jail Operation and Maintenance Fund	176,880.35	15,522.22	0.00	440.69	0.00	0.00	0.00	(31,524.27)	0.00	0.00	(319.25)	0.00	160,999.74
3018 County Detention Facility Fund	6,484.53	2,123.81	0.00	20.00	0.00	0.00	0.00	0.00	0.00	0.00	(42.88)	0.00	8,585.46
3019 Boating Safety Fund	40,857.91	0.00	0.00	104.19	0.00	0.00	0.00	0.00	0.00	0.00	(2.08)	0.00	40,960.02
3020 Emergency 911 Fund	27,132.41	6,037.91	0.00	75.12	0.00	0.00	0.00	(3,333.98)	0.00	0.00	(122.28)	0.00	29,789.18
3022 Emergency Vehicle Fund	46,084.97	556.42	0.00	680.62	0.00	0.00	0.00	(444.19)	0.00	0.00	(13.51)	0.00	46,864.31
3024 Public Defender (17-19-301) Fund	43,470.72	0.00	0.00	110.85	0.00	0.00	0.00	0.00	0.00	0.00	(2.22)	0.00	43,579.35
3026 Indigent Criminal Defense Fund	182,915.98	0.00	0.00	8,054.98	0.00	0.00	0.00	(5,435.52)	0.00	0.00	(9.45)	0.00	185,525.99
3028 Adult Drug Court Fund	4,729.86	0.00	0.00	12.06	0.00	0.00	0.00	0.00	0.00	0.00	(0.24)	0.00	4,741.68
3029 Public Safety Fund	4,015.36	21.75	0.00	9.99	0.00	0.00	0.00	(169.20)	0.00	0.00	(0.64)	0.00	3,877.26
3031 Juvenile Probation Fee Fund	41,168.56	955.00	0.00	106.80	0.00	0.00	0.00	(559.60)	0.00	0.00	(21.24)	0.00	41,649.52
3039 Circuit Clerk Commission Fee Fund	22,866.88	87.00	0.00	58.48	0.00	0.00	0.00	0.00	0.00	0.00	(2.91)	0.00	23,009.45
3042 Assessor's Late Assessment Fee Fund	52,035.79	0.00	0.00	133.47	359.08	0.00	0.00	0.00	0.00	0.00	(9.85)	0.00	52,518.49
3045 District Court Specialty Court Fund	531.37	0.00	0.00	1.36	0.00	0.00	0.00	0.00	0.00	0.00	(0.03)	0.00	532.70
3414 Juvenile Court Drug Court Fee Fund	1,627.51	120.00	0.00	4.45	0.00	0.00	0.00	0.00	0.00	0.00	(2.49)	0.00	1,749.47
3490 Sheriff D.A.R.E. Account Fund	31,594.94	0.00	0.00	80.57	0.00	0.00	0.00	0.00	0.00	0.00	(1.61)	0.00	31,673.90
3492 Sheriff Federal Drug Forfeiture Fund	14,967.63	0.00	0.00	38.17	0.00	0.00	0.00	0.00	0.00	0.00	(0.76)	0.00	15,005.04
3494 ED District Court Automation Fund	10,703.12	482.18	0.00	28.13	0.00	0.00	0.00	(120.03)	0.00	0.00	(10.20)	0.00	11,083.20
3498 County Jail Fund	123,522.24	0.00	0.00	11,146.02	0.00	0.00	0.00	0.00	0.00	0.00	(6.69)	0.00	134,661.57

Craighead County Treasurer

General Ledger Balances by Fund -- Month 6 (FY2020)

7/2/2020 8:21 AM
Report Code: 3 - Full

Parameters: Date Range: 6/1/2020-6/30/2020 Selected Funds: 147 Summary

Fund - Revenue Code	Beginning Balance	Cash Receipts	Void Checks	Transfer In	Tax Transfer In	Com Earned	Void Receipts	Warrants Paid	Transfer Out	Tax Transfer Out	Com Charged	Other Checks	Ending Balance
3501 Juvenile Detention Facilities Grant Fund	27,765.57	0.00	0.00	56.09	0.00	0.00	0.00	(8,858.54)	0.00	0.00	(1.12)	0.00	18,962.00
3504 Adult Drug Court Grant Fund	557.68	0.00	0.00	1.42	0.00	0.00	0.00	0.00	0.00	0.00	(0.03)	0.00	559.07
3557 Coronavirus Preparedness Grant Fund	0.00	2,309.97	0.00	0.48	0.00	0.00	0.00	(2,309.97)	0.00	0.00	(0.01)	0.00	0.47
3559 Blue & You Foundation Mini-Grant, Circuit	1,004.35	0.00	0.00	0.00	0.00	0.00	0.00	(1,004.35)	0.00	0.00	0.00	0.00	0.00
3561 Blue & You Foundation Mini-Grant, Detenti	1,003.70	0.00	0.00	0.00	0.00	0.00	0.00	(1,003.70)	0.00	0.00	0.00	0.00	0.00
3563 Blue & You Foundation Mini-Grant, Election	0.00	1,000.00	0.00	0.00	0.00	0.00	0.00	(1,000.00)	0.00	0.00	0.00	0.00	0.00
3565 Blue & You Foundation Mini-Grant, County	1,004.35	0.00	0.00	0.00	0.00	0.00	0.00	(1,004.35)	0.00	0.00	0.00	0.00	0.00
3567 Blue & You Foundation Mini-Grant, OEM	1,004.35	0.00	0.00	0.00	0.00	0.00	0.00	(1,004.35)	0.00	0.00	0.00	0.00	0.00
3569 Blue & You Foundation Mini-Grant, Tax Ass	1,004.35	0.00	0.00	0.00	0.00	0.00	0.00	(1,004.35)	0.00	0.00	0.00	0.00	0.00
3571 Blue & You Foundation Mini-Grant, Lake Cit	1,004.07	0.00	0.00	0.00	0.00	0.00	0.00	(1,004.07)	0.00	0.00	0.00	0.00	0.00
3573 Blue & You Foundation Mini-Grant, Veteran'	1,004.26	0.00	0.00	0.00	0.00	0.00	0.00	(1,004.26)	0.00	0.00	0.00	0.00	0.00
3575 Blue & You Foundation Mini-Grant, Sheriff's	1,004.29	0.00	0.00	0.00	0.00	0.00	0.00	(1,004.29)	0.00	0.00	0.00	0.00	0.00
3577 CY20 Accountability Court Grant Sobriety C	(80.00)	1,934.22	0.00	0.00	0.00	0.00	0.00	(1,854.22)	0.00	0.00	0.00	0.00	0.00
3578 District Court DWI Court Fund	(251.61)	0.00	0.00	0.00	0.00	0.00	0.00	0.00	0.00	0.00	0.00	0.00	(251.61)
3579 2020 Juvenile Officer Grant	1,955.62	0.00	0.00	4.99	0.00	0.00	0.00	0.00	0.00	0.00	(0.10)	0.00	1,960.51
3581 Y20 Accountability Court Grant Mental Heal	0.04	0.00	0.00	0.00	0.00	0.00	0.00	0.00	0.00	0.00	0.00	0.00	0.04
3583 Court Improvement Program (CIP) Grant	1,246.16	0.00	0.00	3.18	0.00	0.00	0.00	0.00	0.00	0.00	(0.01)	0.00	1,249.33
3585 Northeast AR Veterans Court Expansion Pr	0.00	37,344.09	0.00	2.44	0.00	0.00	0.00	(34,413.84)	(2,930.25)	0.00	(0.05)	0.00	2.39
3587 Arkansas Historic Preservation Program Gr	20.94	0.00	0.00	0.05	0.00	0.00	0.00	0.00	0.00	0.00	0.00	0.00	20.99
3589 Crisis Stabilization Unit Grant Fund	153,965.70	0.00	0.00	392.62	0.00	0.00	0.00	0.00	0.00	0.00	(7.85)	0.00	154,350.47
3591 Rural Community Grant Prog / Brookland Fi	42.41	0.00	0.00	0.00	0.00	0.00	0.00	0.00	0.00	0.00	0.00	0.00	42.41
3593 CR315 Culverts Mitigation Grant Project	16.30	0.00	0.00	0.00	0.00	0.00	0.00	0.00	0.00	0.00	0.00	0.00	16.30
3594 Project Lifesaver (Alzheimers) Fund	0.75	0.00	0.00	0.00	0.00	0.00	0.00	0.00	0.00	0.00	0.00	0.00	0.75
3595 CR155/CR160 Culverts Mitigation Grant Pro	31.72	0.00	0.00	0.00	0.00	0.00	0.00	0.00	0.00	0.00	0.00	0.00	31.72
3597 Northeast AR Mental Health Court Expansio	6.88	0.00	0.00	0.02	0.00	0.00	0.00	0.00	0.00	0.00	0.00	0.00	6.90
3598 Court House Security Grant Fund	0.09	15,000.00	0.00	33.15	0.00	0.00	0.00	0.00	0.00	0.00	(0.66)	0.00	15,032.58
3599 Local Law Enforcement Equipment Grant P	0.48	0.00	0.00	0.00	0.00	0.00	0.00	0.00	0.00	0.00	0.00	0.00	0.48
3700 State Homeland Security Fund	0.00	0.00	0.00	0.00	0.00	0.00	0.00	0.00	0.00	0.00	0.00	0.00	0.00
4890 Crisis Stabilization Unit	4,870.63	0.00	0.00	12.42	0.00	0.00	0.00	0.00	0.00	0.00	(0.25)	0.00	4,882.80
6000 Treasurer's Commission Fund	327,315.91	0.00	0.00	901.78	0.00	44,197.61	0.00	0.00	0.00	0.00	0.00	0.00	372,415.30
6001 Collector's Commission Fund	0.00	0.00	0.00	75.66	0.00	0.00	0.00	0.00	(75.66)	0.00	0.00	0.00	0.00
6002 Collector's Unapportioned Fund	2,577,718.65	2,450,227.59	0.00	7,121.53	0.00	0.00	0.00	0.00	0.00	(2,202,181.38)	0.00	0.00	2,832,886.39
6003 Property Tax Relief Fund	335,271.74	571,518.98	0.00	883.85	0.00	0.00	0.00	0.00	0.00	(554,526.89)	0.00	0.00	353,147.68
6004 Delinquent Personal Tax Fund	0.00	156,525.95	0.00	0.00	0.00	0.00	0.00	0.00	0.00	(156,525.95)	0.00	0.00	0.00
6005 Delinquent Real Estate Tax Fund	0.00	261,435.38	0.00	0.00	0.00	0.00	0.00	0.00	0.00	(261,435.38)	0.00	0.00	0.00
6006 Timber Tax Fund	1,169.16	0.00	0.00	1.08	181.38	0.00	0.00	0.00	0.00	0.00	(3.65)	(1,346.91)	1.06

Craighead County Treasurer

General Ledger Balances by Fund -- Month 6 (FY2020)

7/2/2020 8:21 AM
Report Code: 3 - Full

Parameters: Date Range: 6/1/2020-6/30/2020 Selected Funds: 147 Summary

Fund - Revenue Code	Beginning Balance	Cash Receipts	Void Checks	Transfer In	Tax Transfer In	Com Earned	Void Receipts	Warrants Paid	Transfer Out	Tax Transfer Out	Com Charged	Other Checks	Ending Balance
6008 State Land Sales Fund	0.00	900.64	0.00	0.00	0.00	0.00	0.00	0.00	0.00	(900.64)	0.00	0.00	0.00
6009 Law Library Fund	55,060.92	0.00	0.00	4,636.94	0.00	0.00	0.00	0.00	0.00	0.00	(2.88)	(4,777.12)	54,917.86
6010 Administration of Justice Fund	0.00	67,162.01	0.00	0.00	0.00	0.00	(3,738.00)	0.00	(48,551.63)	0.00	(1,268.49)	(13,603.89)	0.00
6011 Interest Fund	0.00	107,091.13	0.00	0.00	0.00	0.00	(60,521.08)	0.00	(46,570.05)	0.00	0.00	0.00	0.00
6013 Common School Fund	0.00	0.00	0.00	0.00	0.00	0.00	0.00	0.00	0.00	0.00	0.00	0.00	0.00
6016 County Fire Protection Premium Tax Fund	0.00	0.00	0.00	0.00	0.00	0.00	0.00	0.00	0.00	0.00	0.00	0.00	0.00
6017 County Sheriff's Office Fund	0.00	4,109.24	0.00	0.00	0.00	0.00	0.00	0.00	(3,795.79)	0.00	(82.15)	(231.30)	0.00
6400 Jonesboro Public Library Fund	0.00	0.00	0.00	0.00	97,909.31	0.00	0.00	(95,951.12)	0.00	0.00	(1,958.19)	0.00	0.00
6450 Interlocal Agreement (ASP tickets)	0.00	6,648.83	0.00	0.00	0.00	0.00	0.00	0.00	(6,648.83)	0.00	0.00	0.00	0.00
6496 Justice Fund	0.00	7,653.31	0.00	0.00	0.00	0.00	0.00	0.00	0.00	0.00	0.00	(7,653.31)	0.00
6498 Victim Witness Fund	9,325.24	0.00	0.00	4,665.65	0.00	0.00	0.00	0.00	0.00	0.00	(0.64)	0.00	13,990.25
6500 Brookland Fire Department Fund	0.00	0.00	0.00	0.00	4,164.00	0.00	0.00	0.00	0.00	0.00	(83.28)	(4,080.72)	0.00
6510 Southridge Fire Department Fund	0.00	0.00	0.00	0.00	3,510.00	0.00	0.00	0.00	0.00	0.00	(70.20)	(3,439.80)	0.00
6520 Philadelphia Fire Department Fund	0.00	0.00	0.00	75.00	3,795.00	0.00	0.00	0.00	0.00	0.00	(75.90)	(3,719.10)	75.00
6530 Bono Fire Department Fund	0.00	0.00	0.00	0.00	8,676.00	0.00	0.00	0.00	0.00	0.00	(173.52)	(8,502.48)	0.00
6540 Valley View Fire Department Fund	0.00	0.00	0.00	0.00	1,410.00	0.00	0.00	0.00	0.00	0.00	(28.20)	(1,381.80)	0.00
6550 Egypt Fire Department Fund	0.00	0.00	0.00	0.00	90.00	0.00	0.00	0.00	0.00	0.00	(1.80)	(88.20)	0.00
6560 Cash Fire Department Fund	0.00	0.00	0.00	0.00	658.50	0.00	0.00	0.00	0.00	0.00	(13.17)	(645.33)	0.00
6570 Lake City Fire Department Fund	0.00	0.00	0.00	0.00	689.50	0.00	0.00	0.00	0.00	0.00	(13.79)	(675.71)	0.00
6600 City Of Jonesboro Fund	0.00	0.00	0.00	23,764.64	0.00	0.00	0.00	0.00	(233.88)	0.00	(88.87)	(23,441.89)	0.00
6602 City of Jonesboro Street Fund	0.00	0.00	0.00	0.00	59,867.93	0.00	0.00	0.00	0.00	0.00	(1,197.37)	(58,670.56)	0.00
6605 Jonesboro Police Pension Fund	0.00	0.00	0.00	0.00	24,852.28	0.00	0.00	0.00	0.00	0.00	(497.05)	(24,355.23)	0.00
6606 Jonesboro Firemen's Pension Fund	0.00	0.00	0.00	0.00	24,852.28	0.00	0.00	0.00	0.00	0.00	(497.05)	(24,355.23)	0.00
6608 Jonesboro City Liens Fund	0.00	0.00	0.00	0.00	1,246.50	0.00	0.00	0.00	0.00	0.00	(24.93)	(1,221.57)	0.00
6610 City Of Black Oak Fund	0.00	0.00	0.00	130.25	202.99	0.00	0.00	0.00	(6.51)	0.00	(6.53)	(320.20)	0.00
6612 City of Black Oak Street Fund	0.00	0.00	0.00	0.00	119.80	0.00	0.00	0.00	0.00	0.00	(2.40)	(117.40)	0.00
6620 City Of Bono Fund	0.00	0.00	0.00	501.00	2,863.04	0.00	0.00	0.00	(25.05)	0.00	(66.78)	(3,272.21)	0.00
6622 City of Bono Street Fund	0.00	0.00	0.00	0.00	1,331.53	0.00	0.00	0.00	0.00	0.00	(26.63)	(1,304.90)	0.00
6630 City Of Brookland Fund	0.00	0.00	0.00	400.83	834.80	0.00	0.00	0.00	(20.04)	0.00	(24.32)	(1,191.27)	0.00
6632 City of Brookland Street Fund	0.00	0.00	0.00	0.00	1,719.72	0.00	0.00	0.00	0.00	0.00	(34.40)	(1,685.32)	0.00
6638 Brookland City Liens Fund	0.00	0.00	0.00	0.00	0.00	0.00	0.00	0.00	0.00	0.00	0.00	0.00	0.00
6640 City Of Caraway Fund	0.00	0.00	0.00	0.00	558.93	0.00	0.00	0.00	0.00	0.00	(11.18)	(547.75)	0.00
6642 City of Caraway Street Fund	0.00	0.00	0.00	0.00	326.00	0.00	0.00	0.00	0.00	0.00	(6.51)	(319.49)	0.00
6650 City Of Cash Fund	0.00	0.00	0.00	30.00	205.87	0.00	0.00	0.00	(1.50)	0.00	(4.68)	(229.69)	0.00
6652 City of Cash Street Fund	0.00	0.00	0.00	0.00	142.96	0.00	0.00	0.00	0.00	0.00	(2.86)	(140.10)	0.00
6660 City Of Egypt Fund	0.00	0.00	0.00	0.00	100.65	0.00	0.00	0.00	0.00	0.00	(2.01)	(98.64)	0.00

Craighead County Treasurer

General Ledger Balances by Fund -- Month 6 (FY2020)

Parameters: Date Range: 6/1/2020-6/30/2020 Selected Funds: 147 Summary

Fund - Revenue Code	Beginning Balance	Cash Receipts	Void Checks	Transfer In	Tax Transfer In	Com Earned	Void Receipts	Warrants Paid	Transfer Out	Tax Transfer Out	Com Charged	Other Checks	Ending Balance
6662 City of Egypt Street Fund	0.00	0.00	0.00	0.00	65.26	0.00	0.00	0.00	0.00	0.00	(1.30)	(63.96)	0.00
6670 City Of Bay Fund	0.00	0.00	0.00	699.16	907.06	0.00	0.00	0.00	(34.96)	0.00	(31.43)	(1,539.83)	0.00
6672 City of Bay Street Fund	0.00	0.00	0.00	0.00	595.28	0.00	0.00	0.00	0.00	0.00	(11.90)	(583.38)	0.00
6680 City Of Lake City Fund	0.00	0.00	0.00	1,592.17	1,545.85	0.00	0.00	0.00	(10.50)	0.00	(34.89)	(3,092.63)	0.00
6682 City of Lake City Street Fund	0.00	0.00	0.00	0.00	1,162.15	0.00	0.00	0.00	0.00	0.00	(23.24)	(1,138.91)	0.00
6690 City Of Monette Fund	0.00	0.00	0.00	0.00	1,185.64	0.00	0.00	0.00	0.00	0.00	(23.71)	(1,161.93)	0.00
6692 City of Monette Street Fund	0.00	0.00	0.00	0.00	829.93	0.00	0.00	0.00	0.00	0.00	(16.60)	(813.33)	0.00
6700 Jonesboro School Fund	0.00	0.00	0.00	0.00	785,880.12	0.00	0.00	0.00	(60.78)	0.00	(1,964.69)	(783,915.43)	(60.78)
6710 Brookland School Fund	0.00	0.00	0.00	0.00	243,838.40	0.00	0.00	0.00	0.00	0.00	(609.60)	(243,228.80)	0.00
6720 Greene County Tech School Fund	0.00	0.00	0.00	0.00	6,840.89	0.00	0.00	0.00	0.00	0.00	(17.11)	(6,823.78)	0.00
6730 Bay School Fund	0.00	0.00	0.00	0.00	45,555.97	0.00	0.00	0.00	0.00	0.00	(113.91)	(45,442.06)	0.00
6740 Riverside School Fund	0.00	0.00	0.00	0.00	81,025.00	0.00	0.00	0.00	0.00	0.00	(202.57)	(80,822.43)	0.00
6750 Buffalo Island Central School Fund	0.00	0.00	0.00	0.00	56,749.51	0.00	0.00	0.00	0.00	0.00	(141.88)	(56,607.63)	0.00
6760 Nettleton School Fund	0.00	0.00	173.52	0.00	646,992.37	0.00	0.00	0.00	0.00	0.00	(1,617.48)	(645,548.41)	0.00
6770 Valley View School Fund	0.00	0.00	0.00	0.00	434,612.06	0.00	0.00	0.00	0.00	0.00	(1,086.54)	(433,525.52)	0.00
6780 Westside School Fund	0.00	0.00	0.00	0.00	203,651.18	0.00	0.00	0.00	0.00	0.00	(509.12)	(203,142.06)	0.00
6800 Buffalo Island Drainage District Fund	0.00	0.00	0.00	0.00	3,986.67	0.00	0.00	0.00	0.00	0.00	(79.73)	(3,906.94)	0.00
6802 Improvement District #19 Fund	0.00	0.00	0.00	0.00	666.00	0.00	0.00	0.00	0.00	0.00	(13.32)	(652.68)	0.00
6804 Improvement District #20 Fund	0.00	0.00	0.00	0.00	354.32	0.00	0.00	0.00	0.00	0.00	(7.08)	(347.24)	0.00
6806 Improvement District #25 Fund	0.00	0.00	0.00	0.00	241.37	0.00	0.00	0.00	0.00	0.00	(4.83)	(236.54)	0.00
6808 Sub #2 To #25 Fund	0.00	0.00	0.00	0.00	420.47	0.00	0.00	0.00	0.00	0.00	(8.41)	(412.06)	0.00
6810 Improvement District #27 Fund	65.10	0.00	0.00	0.00	134.99	0.00	0.00	0.00	0.00	0.00	(2.70)	(197.39)	0.00
6814 Improvement District #29 Fund	0.00	0.00	0.00	0.00	1,657.96	0.00	0.00	0.00	0.00	0.00	(33.16)	(1,624.80)	0.00
6818 Improvement District #31 Fund	0.00	0.00	0.00	0.00	122.73	0.00	0.00	0.00	0.00	0.00	(2.46)	(120.27)	0.00
6820 Sub #1 To #28 Fund	0.00	0.00	0.00	0.00	215.25	0.00	0.00	0.00	0.00	0.00	(4.30)	(210.95)	0.00
6822 Improvement District #32 Fund	43.08	0.00	0.00	0.00	13.66	0.00	0.00	0.00	0.00	0.00	(0.27)	0.00	56.47
6824 Improvement District #33 Fund	0.00	0.00	0.00	0.00	263.30	0.00	0.00	0.00	0.00	0.00	(5.26)	(258.04)	0.00
6826 Improvement District #34 Fund	0.00	0.00	0.00	0.00	67.64	0.00	0.00	0.00	0.00	0.00	(1.35)	0.00	66.29
6828 Improvement District #35 Fund	0.94	0.00	0.00	0.00	347.29	0.00	0.00	0.00	0.00	0.00	(6.95)	(341.28)	0.00
6830 Improvement District #38 Fund	27.34	0.00	0.00	0.00	0.00	0.00	0.00	0.00	0.00	0.00	0.00	0.00	27.34
6832 Sub #1 To 1st Slough Fund	0.00	0.00	0.00	0.00	482.06	0.00	0.00	0.00	0.00	0.00	(9.64)	(472.42)	0.00
6834 Cache River Improvement Fund	0.00	0.00	0.00	0.00	2,550.84	0.00	0.00	0.00	0.00	0.00	(51.02)	(2,499.82)	0.00
6836 Big Creek Watershed Fund	0.00	0.00	0.00	0.66	232.97	0.00	0.00	0.00	0.00	0.00	(4.66)	(228.31)	0.66
6838 Willow Slough Improvement District Fund	2.16	0.00	0.00	0.00	0.00	0.00	0.00	0.00	0.00	0.00	0.00	0.00	2.16
6840 Sub #1 To #25 Fund	45.27	0.00	0.00	0.00	44.86	0.00	0.00	0.00	0.00	0.00	(0.90)	(89.23)	0.00
6842 Poinsett Watershed Imp District Fund	0.00	0.00	0.00	0.00	255.40	0.00	0.00	0.00	0.00	0.00	(5.10)	(250.30)	0.00

Craighead County Treasurer

General Ledger Balances by Fund -- Month 6 (FY2020)

7/2/2020 8:21 AM
Report Code: 3 - Full

Parameters: Date Range: 6/1/2020-6/30/2020 Selected Funds: 147 Summary

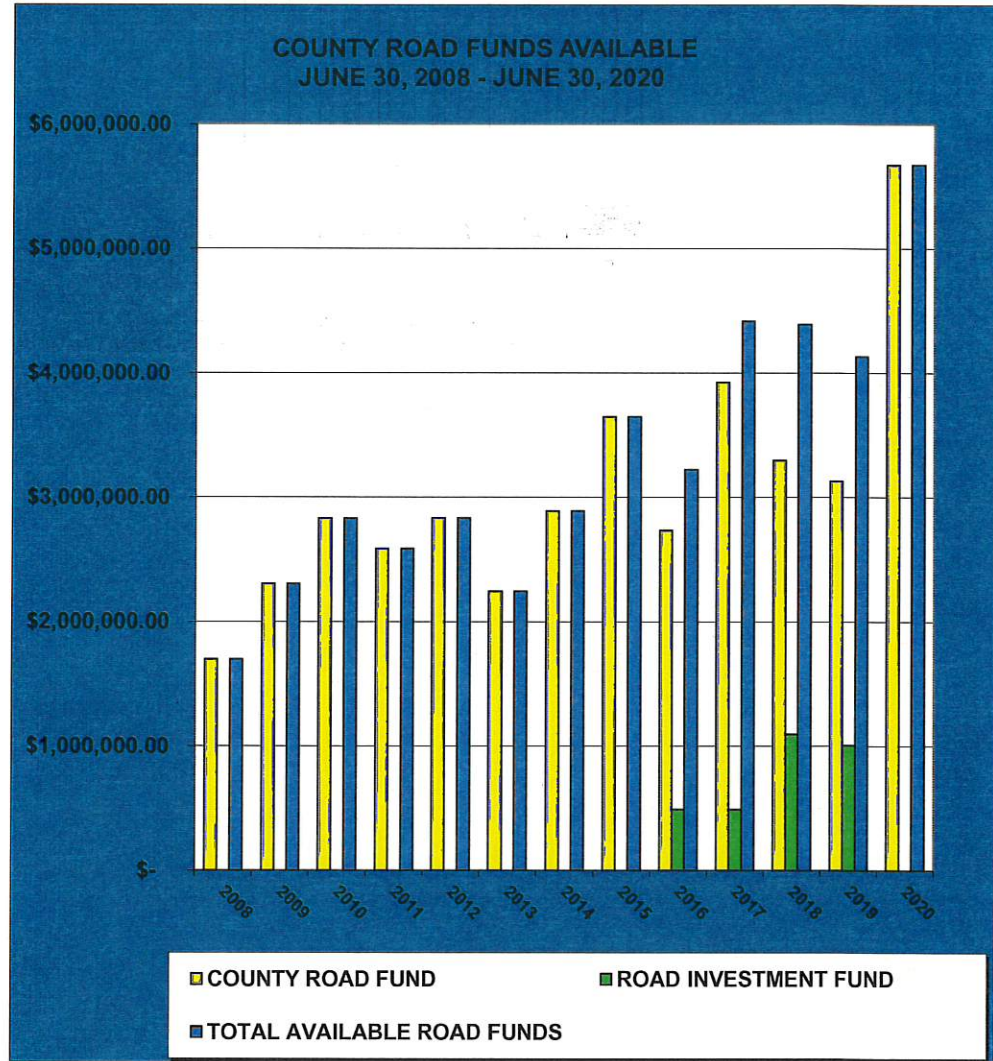
Fund - Revenue Code	Beginning Balance	Cash Receipts	Void Checks	Transfer In	Tax Transfer In	Com Earned	Void Receipts	Warrants Paid	Transfer Out	Tax Transfer Out	Com Charged	Other Checks	Ending Balance
6844 St Francis Levee District Fund	0.00	0.00	0.00	0.00	7,151.50	0.00	0.00	0.00	0.00	0.00	(143.03)	(7,008.47)	0.00
6846 Improvement District #15 Fund	0.00	0.00	0.00	0.00	123.13	0.00	0.00	0.00	0.00	0.00	(2.47)	(120.66)	0.00
6855 TIFF Turtle Creek Improvement Dist Fund	0.00	0.00	0.00	0.00	0.00	0.00	0.00	0.00	0.00	0.00	0.00	0.00	0.00
Totals for All Funds	18,585,477.59	\$4,985,798.77		\$108,980.31		\$44,197.61		(\$2,153,936.68)	(\$108,980.31)	(\$3,175,570.24)	(\$44,197.61)	(\$2,723,595.27)	18,638,236.22

Craighead County, Arkansas


County Road Funds Available

JUNE 2008 - JUNE 2020

MONTH AND YEAR	COUNTY ROAD FUND	ROAD INVESTMENT FUND	TOTAL AVAILABLE ROAD FUNDS
30-Jun-08	\$ 1,695,175.55		\$ 1,695,175.55
30-Jun-09	\$ 2,302,220.09		\$ 2,302,220.09
30-Jun-10	\$ 2,828,661.71		\$ 2,828,661.71
30-Jun-11	\$ 2,586,854.02		\$ 2,586,854.02
30-Jun-12	\$ 2,831,726.19		\$ 2,831,726.19
30-Jun-13	\$ 2,241,671.70		\$ 2,241,671.70
30-Jun-14	\$ 2,886,984.76		\$ 2,886,984.76
30-Jun-15	\$ 3,645,707.08		\$ 3,645,707.08
30-Jun-16	\$ 2,730,913.12	\$ 490,000.00	\$ 3,220,913.12
30-Jun-17	\$ 3,923,440.86	\$ 490,000.00	\$ 4,413,440.86
30-Jun-18	\$ 3,295,270.91	\$ 1,092,482.05	\$ 4,387,752.96
30-Jun-19	\$ 3,127,486.15	\$ 1,004,086.00	\$ 4,131,572.15
30-Jun-20	\$ 5,672,018.00		\$ 5,672,018.00


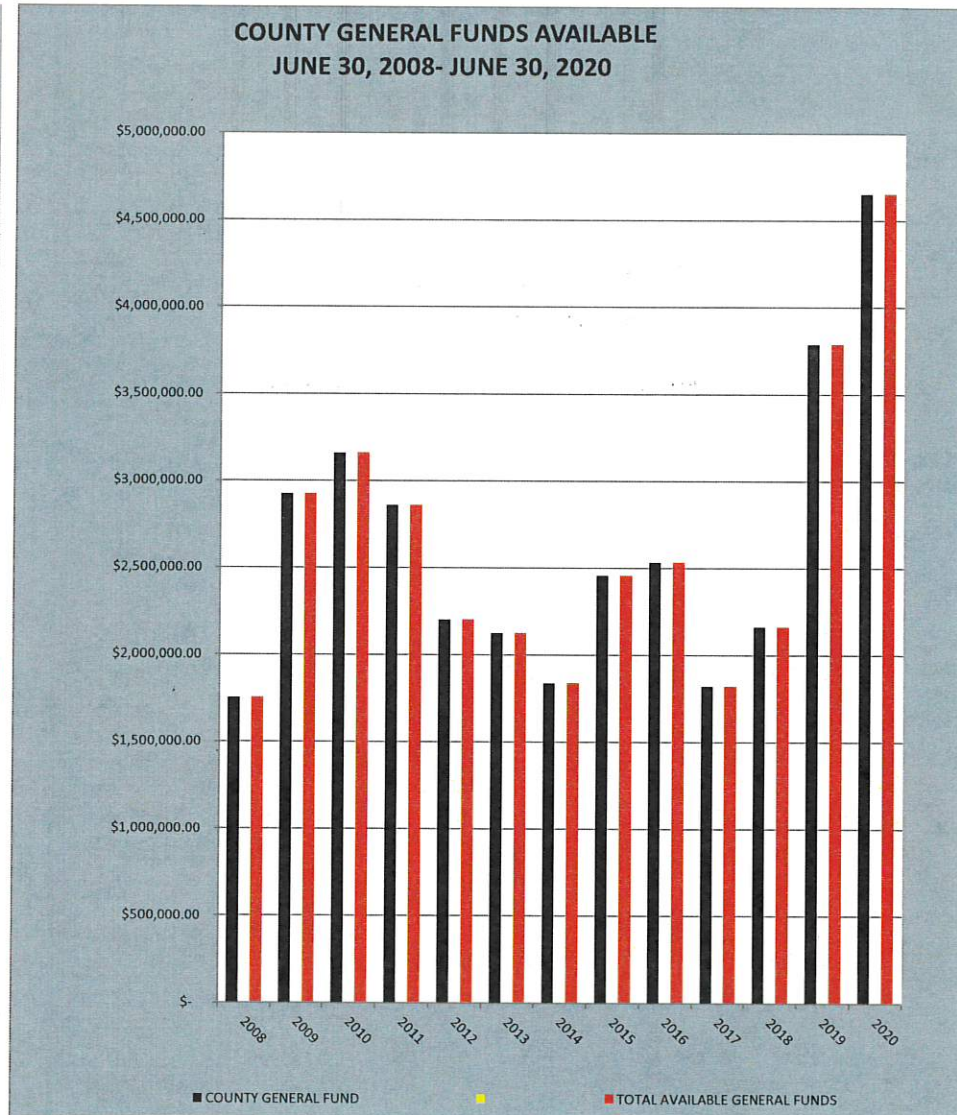


ROAD FUNDS



Craighead County, Arkansas General Funds Available JUNE 2008 - JUNE 2020

<u>MONTH AND YEAR</u>	<u>COUNTY GENERAL FUND</u>	<u>TOTAL AVAILABLE GENERAL FUNDS</u>
30-Jun-08	\$ 1,751,596.75	\$ 1,751,596.75
30-Jun-09	\$ 2,924,075.04	\$ 2,924,075.04
30-Jun-10	\$ 3,157,444.39	\$ 3,157,444.39
30-Jun-11	\$ 2,857,778.43	\$ 2,857,778.43
30-Jun-12	\$ 2,201,475.74	\$ 2,201,475.74
30-Jun-13	\$ 2,124,539.73	\$ 2,124,539.73
30-Jun-14	\$ 1,836,725.88	\$ 1,836,725.88
30-Jun-15	\$ 2,456,240.94	\$ 2,456,240.94
30-Jun-16	\$ 2,531,884.22	\$ 2,531,884.22
30-Jun-17	\$ 1,820,380.56	\$ 1,820,380.56
30-Jun-18	\$ 2,161,740.28	\$ 2,161,740.28
30-Jun-19	\$ 3,787,324.61	\$ 3,787,324.61
30-Jun-20	\$ 4,650,477.96	\$ 4,650,477.96

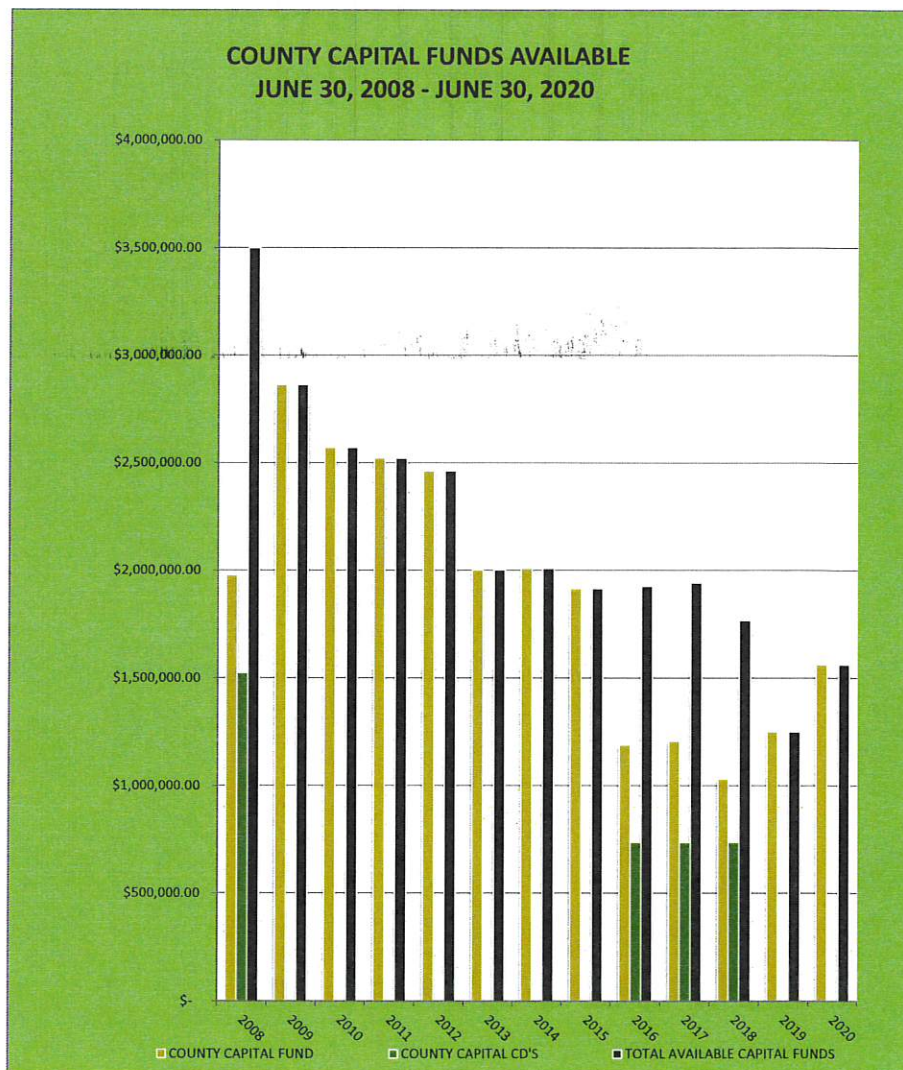


Craighead County, Arkansas

County Capital Funds Available

JUNE 2008 - JUNE 2020

<u>MONTH AND YEAR</u>	<u>COUNTY CAPITAL FUND</u>	<u>COUNTY CAPITAL CD'S</u>	<u>TOTAL AVAILABLE CAPITAL FUNDS</u>
30-Jun-08	\$ 1,976,482.87	\$ 1,523,696.86	\$ 3,500,179.73
30-Jun-09	\$ 2,863,548.00		\$ 2,863,548.00
30-Jun-10	\$ 2,570,742.50		\$ 2,570,742.50
30-Jun-11	\$ 2,522,063.72		\$ 2,522,063.72
30-Jun-12	\$ 2,463,024.77		\$ 2,463,024.77
30-Jun-13	\$ 2,002,134.38		\$ 2,002,134.38
30-Jun-14	\$ 2,010,197.52		\$ 2,010,197.52
30-Jun-15	\$ 1,916,871.56		\$ 1,916,871.56
30-Jun-16	\$ 1,189,454.44	\$ 737,345.14	\$ 1,926,799.58
30-Jun-17	\$ 1,207,521.10	\$ 736,517.66	\$ 1,944,038.76
30-Jun-18	\$ 1,030,749.37	\$ 737,247.62	\$ 1,767,996.99
30-Jun-19	\$ 1,251,923.73		\$ 1,251,923.73
30-Jun-20	\$ 1,562,574.90		\$ 1,562,574.90



CAPITAL FUNDS AVAILABLE



**911 EMERGENCY SERVICES FUND 3020
FOR CRAIGHEAD COUNTY, UNINCORPORATED
JANUARY 2020 - DECEMBER 2020**

								BALANCE	
DATE	RECEIPTS	EXCESS COM	INTEREST	COM CHARGED	DISBURSEMENTS	"CASH FLOW"	TRANSFER FROM GENERAL	\$	
								\$	2,453.66
1/31/2020	\$ 7,685.63		\$ 17.14	\$ (154.06)	\$ (27,166.76)	\$ (19,618.05)	\$ 25,000.00	\$	7,835.61
2/29/2020	\$ 4,670.41		\$ 21.42	\$ (93.85)	\$ (3,333.98)	\$ 1,264.00		\$	9,099.61
3/31/2020	\$ 4,074.90	\$ 1,315.26	\$ 27.59	\$ (82.04)	\$ (3,333.98)	\$ 2,001.73		\$	11,101.34
4/30/2020	\$ 19,479.47		\$ 47.72	\$ (390.55)	\$ (3,333.98)	\$ 15,802.66		\$	26,904.00
5/31/2020	\$ 3,542.81		\$ 92.28	\$ (72.70)	\$ (3,333.98)	\$ 228.41		\$	27,132.41
6/30/2020	\$ 6,037.91		\$ 75.12	\$ (122.28)	\$ (3,333.98)	\$ 2,656.77		\$	29,789.18
7/31/2020						\$ -		\$	-
8/31/2020						\$ -		\$	-
9/30/2020						\$ -		\$	-
10/31/2020						\$ -		\$	-
11/30/2020						\$ -		\$	-
12/31/2020						\$ -		\$	-
TOTAL	\$ 45,491.13	\$ 1,315.26	\$ 281.27	\$ (915.48)	\$ (43,836.66)	\$ 2,335.52	\$ 25,000.00	\$	29,789.18

**COUNTY RECORDER'S ACT 768 OF 1995
CRAIGHEAD COUNTY CIRCUIT CLERK
JANUARY - DECEMBER 2020**

							2020 Balance	
Y-T-D	RECEIPTS	EXCESS COM	INTEREST	COM CHARGED	DISBURSEMENTS	"CASH FLOW"	TRANSFER TO GENERAL	
Jan-20	66,387.16		988.48	(1,347.51)	(61,084.64)	4,943.49		\$ 320,009.45
Feb-20	71,874.27		844.64	(1,454.38)	(54,885.08)	16,379.45		\$ 324,952.94
Mar-20	74,235.95	13,637.47	1,020.59	(1,503.76)	(50,958.99)	36,431.26		\$ 341,332.39
Apr-20	73,120.92		1,121.46	(1,484.82)	(95,312.96)	(22,555.40)		\$ 377,763.65
May-20	73,078.01		1,296.70	(1,487.49)	(61,150.18)	11,737.04		\$ 355,208.25
Jun-20	75,904.70		989.75	(1,536.16)	(63,621.01)	11,737.28		\$ 366,945.29
Jul-20						-		\$ 378,682.57
Aug-20						-		\$ -
Sep-20						-		\$ -
Oct-20						-		\$ -
Nov-20						-		\$ -
Dec-20						-		\$ -
TOTALS	434,601.01	13,637.47	6,261.62	(8,814.12)	(387,012.86)	58,673.12	-	\$ 378,682.57

County General Transfers

Date	Amount	
2/2/2010	(100,000.00)	To County General
1/25/2011	(50,000.00)	To County General
2/7/2012	(54,000.00)	To County General
12/30/2014	(50,000.00)	To County General
12/30/2016	65,000.00	From County General
6/1/2017	89,662.68	From County General
12/17/2017	6,700.00	From County General

STATE TURNBACK RECEIPTS BY MONTH
 FOR CRAIGHEAD COUNTY, UNINCORPORATED
 JANUARY 2013 - JUNE 2020

GENERAL FUND	ROAD FUND	TOTAL	
JAN 2013	\$86,281.85	\$144,335.62	\$230,617.47
FEB 2013	\$13,645.32	\$150,262.99	\$163,908.31
MAR 2013	\$13,208.57	\$138,228.69	\$151,437.26
APR 2013	\$12,008.57	\$144,011.56	\$156,020.13
MAY 2013	\$29,208.57	\$152,742.45	\$181,951.02
JUN 2013	\$13,208.61	\$159,145.25	\$172,353.86
JUL 2013	\$67,336.25	\$164,190.12	\$231,526.37
AUG 2013	\$20,922.10	\$180,157.97	\$201,080.07
SEP 2013	\$13,208.57	\$216,851.08	\$230,059.65
OCT 2013	\$13,208.57	\$219,455.98	\$232,664.55
NOV 2013	\$13,208.57	\$187,994.16	\$201,202.73
DEC 2013	\$13,208.57	\$192,171.80	\$205,380.37
	\$308,654.12	\$2,049,547.67	\$2,358,201.79

GENERAL FUND	ROAD FUND	TOTAL	
JAN 2014	\$47,720.26	\$222,229.77	\$269,950.03
FEB 2014	\$13,208.73	\$200,192.54	\$213,401.27
MAR 2014	\$13,208.73	\$204,083.82	\$217,292.55
APR 2014	\$13,208.73	\$216,034.13	\$229,242.86
MAY 2014	\$13,208.73	\$226,994.09	\$240,202.82
JUN 2014	\$39,408.73	\$221,526.23	\$260,934.96
JUL 2014	\$79,601.63	\$245,749.35	\$325,350.98
AUG 2014	\$16,253.49	\$220,097.49	\$238,350.98
SEP 2014	\$16,253.49	\$222,300.86	\$238,554.35
OCT 2014	\$16,253.49	\$233,164.97	\$249,418.46
NOV 2014	\$16,253.49	\$214,271.39	\$230,524.88
DEC 2014	\$16,253.49	\$205,937.91	\$222,191.40
	\$300,832.99	\$2,632,582.55	\$2,933,415.54

GENERAL FUND	ROAD FUND	TOTAL	
JAN 2015	\$51,803.57	\$221,410.04	\$273,213.61
FEB 2015	\$16,261.02	\$210,080.24	\$226,341.26
MAR 2015	\$16,261.02	\$218,494.80	\$234,755.82
APR 2015	\$16,261.02	\$218,494.80	\$234,755.82
MAY 2015	\$49,761.02	\$217,981.69	\$267,742.71
JUN 2015	\$16,261.02	\$219,286.69	\$235,547.71
JUL 2015	\$111,108.11	\$242,000.35	\$353,108.46
AUG 2015	\$13,968.54	\$210,315.96	\$224,284.50
SEP 2015	\$15,931.51	\$224,578.85	\$240,510.36
OCT 2015	\$15,931.51	\$227,713.53	\$243,645.04
NOV 2015	\$15,931.51	\$216,417.70	\$232,349.21
DEC 2015	\$15,931.51	\$204,310.30	\$220,241.81
	\$355,411.36	\$2,631,084.95	\$2,986,496.31

GENERAL FUND	ROAD FUND	TOTAL	
JAN 2016	19,584.83	215,766.74	\$235,351.57
FEB 2016	15,945.80	216,168.94	\$232,114.74
MAR 2016	15,945.12	195,911.23	\$211,856.35
APR 2016	15,945.12	238,363.95	\$254,309.07
MAY 2016	115,945.12	222,860.17	\$338,805.29
JUN 2016	15,945.12	170,663.17	\$232,638.29
JUL 2016	186,945.06	210,414.21	\$357,359.27
AUG 2016	15,645.10	209,859.64	\$225,504.74
SEP 2016	15,945.29	221,839.90	\$237,785.19
OCT 2016	15,945.12	238,129.04	\$254,074.16
NOV 2016	15,945.12	223,953.42	\$239,898.54
DEC 2016	15,945.12	206,837.06	\$222,782.18
	465,681.92	2,576,797.47	\$3,042,479.39

GENERAL FUND	ROAD FUND	TOTAL	
JAN 2017	52,482.44	232,966.65	\$285,449.09
FEB 2017	15,943.49	232,417.90	\$248,361.39
MAR 2017	15,943.49	204,135.54	\$220,079.03
APR 2017	15,943.49	238,879.72	\$254,823.21
MAY 2017	35,943.49	234,098.17	\$270,041.66
JUN 2017	15,943.49	234,764.82	\$250,708.31
JUL 2017	137,400.67	242,924.74	\$380,325.41
AUG 2017	13,296.73	233,472.95	\$246,769.68
SEP 2017	15,943.49	232,328.51	\$248,272.00
OCT 2017	15,943.49	241,523.30	\$257,467.09
NOV 2017	15,943.49	219,527.35	\$235,470.84
DEC 2017	15,943.49	217,227.00	\$233,170.49
	366,671.25	2,764,266.95	\$3,130,938.20

GENERAL FUND	ROAD FUND	TOTAL	
JAN 2018	52,480.81	234,576.25	\$287,057.06
FEB 2018	15,940.26	240,075.96	\$256,016.22
MAR 2018	15,940.26	211,199.39	\$227,139.65
APR 2018	15,940.26	231,224.32	\$247,164.58
MAY 2018	15,940.26	240,909.39	\$256,849.65
JUN 2018	15,940.26	236,081.26	\$252,021.52
JUL 2018	151,339.66	253,248.24	\$404,587.90
AUG 2018	12,234.28	231,069.38	\$243,303.66
SEP 2018	15,940.26	236,251.15	\$252,191.41
OCT 2018	15,940.26	246,990.13	\$262,930.39
NOV 2018	15,940.26	224,935.48	\$240,875.74
DEC 2018	15,940.26	233,431.94	\$249,372.20
	359,517.09	2,819,992.89	\$3,179,509.98

GENERAL FUND	ROAD FUND	TOTAL	
JAN 2019	52,477.58	246,841.47	\$299,319.05
FEB 2019	15,942.56	236,490.49	\$252,433.05
MAR 2019	15,942.56	226,874.77	\$242,817.33
APR 2019	15,942.56	240,361.04	\$256,303.60
MAY 2019	53,485.51	241,504.45	\$294,990.08
JUN 2019	15,942.56	248,854.43	\$264,796.99
JUL 2019	144,996.82	245,421.74	\$390,418.56
AUG 2019	12,496.19	244,084.44	\$256,580.63
SEP 2019	15,942.39	247,975.52	\$263,917.91
OCT 2019	15,942.39	242,267.05	\$258,209.44
NOV 2019	15,942.39	233,190.33	\$249,132.72
DEC 2019	15,942.39	237,999.41	\$253,941.80
	390,995.90	2,891,865.26	\$3,282,861.16

GENERAL FUND	ROAD FUND	TOTAL	
JAN 2020	52,479.71	286,258.56	\$338,738.27
FEB 2020	15,945.28	263,706.83	\$279,652.11
MAR 2020	15,245.28	239,396.93	\$254,642.21
APR 2020	11,838.94	254,548.17	\$266,387.11
MAY 2020	31,143.90	243,955.73	\$275,099.63
JUN 2020	11,838.94	228,571.97	\$240,410.91
JUL 2020			-
AUG 2020			-
SEP 2020			-
OCT 2020			-
NOV 2020			-
DEC 2020			-
	138,492.05	1,516,438.19	\$1,654,930.24

Craighead County Library and Jonesboro Public Library Tax Disbursements in 2020

Jonesboro Public Library

01/31/20	02/29/20	03/31/20	04/30/20	05/31/20	06/30/20	07/31/20	08/31/20	09/30/20	10/31/20	11/30/20	12/31/20	Totals
\$ 126,831.56	\$ 29,648.21	\$ 70,984.68	\$ 182,538.14	\$ 557,944.74	\$ 95,951.12							\$ - \$ 1,063,898.45 \$ -
\$ 126,831.56	\$ 29,648.21	\$ 70,984.68	\$ 182,538.14	\$ 557,944.74	\$ 95,951.12	\$ -	\$ -	\$ -	\$ -	\$ -	\$ -	\$ 1,063,898.45
64.40%	61.90%	69.53%	67.77%	71.86%	72.38%	#DIV/0!	#DIV/0!	#DIV/0!	#DIV/0!	#DIV/0!	#DIV/0!	69.75%

Craighead County Library

01/31/20	02/29/20	03/31/20	04/30/20	05/31/20	06/30/20	07/31/20	08/31/20	09/30/20	10/31/20	11/30/20	12/31/20	Totals
\$ 70,113.24	\$ 18,250.72	\$ 31,108.41	\$ 86,805.09	\$ 218,442.77	\$ 36,623.51							\$ - \$ 461,343.74 \$ -
\$ 70,113.24	\$ 18,250.72	\$ 31,108.41	\$ 86,805.09	\$ 218,442.77	\$ 36,623.51	\$ -	\$ -	\$ -	\$ -	\$ -	\$ -	\$ 461,343.74
35.60%	38.10%	30.47%	32.23%	28.14%	27.62%	#DIV/0!	#DIV/0!	#DIV/0!	#DIV/0!	#DIV/0!	#DIV/0!	30.25%

UNAUDITED, INTERNALLY PREPARED REPORT

TOTAL SALES TAX RECEIPTS BY MONTH
FOR CRAIGHEAD COUNTY, ARKANSAS 1% TAX
JANUARY 2013 - DECEMBER 2020

	2020	2019	2018	2017	2016	2015	2014	2013
JAN	\$ 1,887,945.41	\$ 1,773,495.44	\$ 1,661,452.38	\$ 1,667,926.92	\$ 1,545,852.92	\$ 1,473,397.43	\$ 1,416,155.47	\$ 1,441,413.31
FEB	\$ 2,164,524.89	\$ 2,142,668.11	\$ 2,045,513.94	\$ 1,999,627.83	\$ 1,956,723.04	\$ 1,902,017.40	\$ 1,645,303.32	\$ 1,690,530.86
MAR	\$ 1,673,989.82	\$ 1,619,866.22	\$ 1,457,637.16	\$ 1,493,959.34	\$ 1,369,216.09	\$ 1,364,807.82	\$ 1,218,814.36	\$ 1,241,415.97
APR	\$ 1,758,009.04	\$ 1,559,136.63	\$ 1,447,959.65	\$ 1,578,900.42	\$ 1,621,036.66	\$ 1,417,561.89	\$ 1,420,663.78	\$ 1,380,801.84
MAY	\$ 1,785,723.05	\$ 1,737,595.95	\$ 1,651,567.81	\$ 1,675,837.67	\$ 1,610,528.36	\$ 1,469,628.76	\$ 1,515,513.06	\$ 1,434,429.25
JUN	\$ 1,727,848.86	\$ 1,758,864.98	\$ 1,634,759.81	\$ 1,556,959.50	\$ 1,474,505.84	\$ 1,491,833.18	\$ 1,381,405.32	\$ 1,366,270.14
JUL	\$ -	\$ 1,728,735.74	\$ 1,730,193.17	\$ 1,704,068.76	\$ 1,600,130.27	\$ 1,508,146.21	\$ 1,521,942.50	\$ 1,391,284.61
AUG	\$ -	\$ 1,772,451.14	\$ 1,753,932.71	\$ 1,746,747.95	\$ 1,646,029.58	\$ 1,558,831.02	\$ 1,452,035.47	\$ 1,493,856.58
SEP	\$ -	\$ 1,754,997.84	\$ 1,689,736.03	\$ 1,555,519.86	\$ 1,677,064.06	\$ 1,548,181.88	\$ 1,449,160.52	\$ 1,404,482.53
OCT	\$ -	\$ 1,833,542.59	\$ 1,744,640.45	\$ 1,680,120.13	\$ 1,601,630.48	\$ 1,555,938.23	\$ 1,543,166.10	\$ 1,460,140.94
NOV	\$ -	\$ 1,804,200.70	\$ 1,706,490.74	\$ 1,696,719.73	\$ 1,631,049.33	\$ 1,532,538.24	\$ 1,522,104.75	\$ 1,459,264.13
DEC	\$ -	\$ 1,796,360.65	\$ 1,687,598.22	\$ 1,632,625.51	\$ 1,638,958.41	\$ 1,588,494.73	\$ 1,484,632.79	\$ 1,347,387.28
TOTAL	\$ 10,998,041.07	\$ 21,281,915.99	\$ 20,211,482.07	\$ 19,989,013.62	\$ 19,372,725.04	\$ 18,411,376.79	\$ 17,570,897.44	\$ 17,111,277.44
JAN % CHANGE	106.45%	106.74%	99.61%	107.90%	104.92%	104.04%	98.25%	110.99%
FEB % CHANGE	101.02%	104.75%	102.29%	102.19%	102.88%	115.60%	97.32%	99.59%
MAR % CHANGE	103.34%	111.13%	97.57%	109.11%	100.32%	111.98%	98.18%	82.35%
APR % CHANGE	112.76%	107.68%	91.71%	97.40%	114.35%	99.78%	102.89%	127.43%
MAY % CHANGE	102.77%	105.21%	98.55%	104.06%	109.59%	96.97%	105.65%	97.54%
JUN % CHANGE	98.24%	107.59%	105.00%	105.59%	98.84%	107.99%	101.11%	99.96%
JUL % CHANGE	0.00%	99.92%	101.53%	106.50%	106.10%	99.09%	109.39%	102.65%
AUG % CHANGE	0.00%	101.06%	100.41%	106.12%	105.59%	107.35%	97.20%	107.06%
SEP % CHANGE	0.00%	103.86%	108.63%	92.75%	108.32%	106.83%	103.18%	108.29%
OCT % CHANGE	0.00%	105.10%	103.84%	104.90%	102.94%	100.83%	105.69%	104.39%
NOV % CHANGE	0.00%	105.73%	100.58%	104.03%	106.43%	100.69%	104.31%	104.36%
DEC % CHANGE	0.00%	106.44%	103.37%	99.61%	103.18%	107.00%	110.19%	96.22%
JAN - DEC % CHANGE	51.68%	105.30%	101.11%	103.18%	105.22%	104.78%	102.69%	102.65%
THIS IS THE TOTAL AMOUNT OF THE COUNTY-WIDE 1% COUNTY-WIDE SALES TAX DISTRIBUTED BY POPULATION								

County Sales and Use Tax Funds Distribution

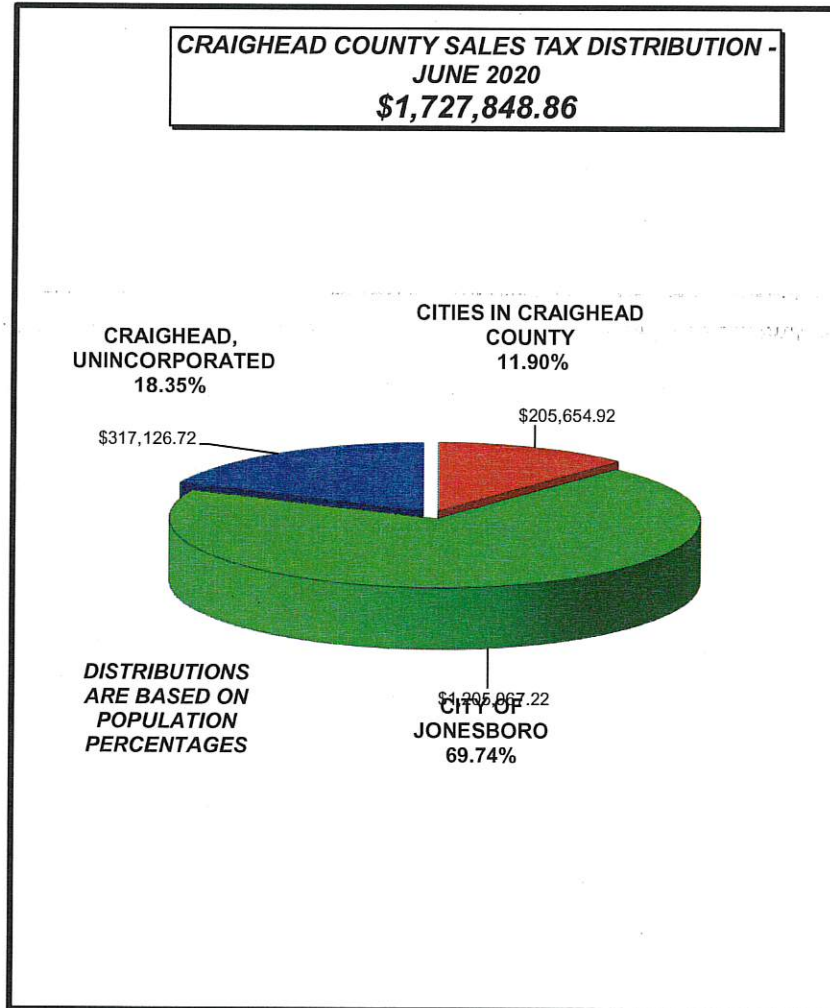
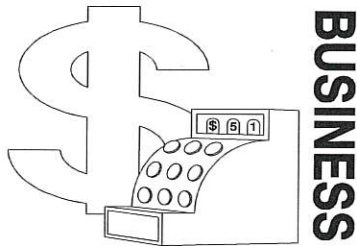
	COUNTY	BAY	BLACK OAK	BONO	BROOKLAND	CARAWAY	CASH	EGYPT	JONESBORO	LAKE CITY	MONETTE	TOTAL
Jan-20	\$ 346,510.60	\$ 35,255.95	\$ 5,128.85	\$ 41,715.95	\$ 38,544.68	\$ 25,037.40	\$ 6,694.91	\$ 2,192.49	\$ 1,316,724.62	\$ 40,756.74	\$ 29,383.22	\$ 1,887,945.41
Feb-20	\$ 397,273.57	\$ 40,420.86	\$ 5,880.21	\$ 47,827.24	\$ 44,191.38	\$ 28,705.32	\$ 7,675.70	\$ 2,513.68	\$ 1,509,621.62	\$ 46,727.51	\$ 33,687.80	\$ 2,164,524.89
Mar-20	\$ 307,241.52	\$ 31,260.49	\$ 4,547.61	\$ 36,988.40	\$ 34,176.52	\$ 22,199.98	\$ 5,936.20	\$ 1,944.02	\$ 1,167,503.89	\$ 36,137.89	\$ 26,053.30	\$ 1,673,989.82
Apr-20	\$ 322,662.28	\$ 32,829.49	\$ 4,775.86	\$ 38,844.89	\$ 35,891.87	\$ 23,314.22	\$ 6,234.14	\$ 2,041.59	\$ 1,226,102.07	\$ 37,951.69	\$ 27,360.94	\$ 1,758,009.04
May-20	\$ 327,748.86	\$ 33,347.03	\$ 4,851.15	\$ 39,457.25	\$ 36,457.69	\$ 23,681.76	\$ 6,332.42	\$ 2,073.77	\$ 1,245,430.87	\$ 38,549.98	\$ 27,792.27	\$ 1,785,723.05
Jun-20	\$ 317,126.72	\$ 32,266.27	\$ 4,693.93	\$ 38,178.47	\$ 35,276.12	\$ 22,914.25	\$ 6,127.19	\$ 2,006.56	\$ 1,205,067.22	\$ 37,300.60	\$ 26,891.53	\$ 1,727,848.86
Jul-20												\$ -
Aug-20												\$ -
Sep-20												\$ -
Oct-20												\$ -
Nov-20												\$ -
Dec-20												\$ -
	\$ 2,018,563.55	\$ 205,380.09	\$ 29,877.61	\$ 243,012.20	\$ 224,538.26	\$ 145,852.93	\$ 39,000.56	\$ 12,772.11	\$ 7,670,450.29	\$ 237,424.41	\$ 171,169.06	\$ 10,998,041.07

	\$	317,126.72	
FUND 1000 COUNTY GENERAL RECEIVES 40%		\$ 126,850.69	
FUND 1892 CAPITAL FUND RECEIVES 10%		\$ 31,712.67	
FUND 2000 COUNTY ROAD RECEIVES 50%		<u>\$ 158,563.36</u>	
CRAIGHEAD COUNTY 1% SALES TAX PORTION		<u><u>\$ 317,126.72</u></u>	

CRAIGHEAD COUNTY SALES TAX DISTRIBUTIONS JUNE 2020

<u>CITY IN CRAIGHEAD</u>		<u>POPULATION %</u>
BAY	\$ 32,266.27	1.87%
BLACK OAK	\$ 4,693.93	0.27%
BONO	\$ 38,178.47	2.21%
BROOKLAND	\$ 35,276.12	2.04%
CARAWAY	\$ 22,914.25	1.33%
CASH	\$ 6,127.19	0.35%
EGYPT	\$ 2,006.56	0.12%
LAKE CITY	\$ 37,300.60	2.16%
MONETTE	\$ 26,891.53	1.56%
CITIES IN CRAIGHEAD	\$ 205,654.92	
CITY OF JONESBORO	\$ 1,205,067.22	
CRAIGHEAD COUNTY	\$ 317,126.72	
TOTAL SALES TAX	<u>\$ 1,727,848.86</u>	

YEAR TO DATE SALES AND USE TAX



COUNTY SALES AND USE TAX FUNDS DISTRIBUTIONS FOR MAY, Effective Date 06/25/2020

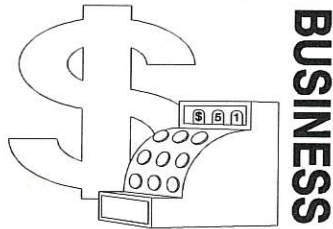
COUNTY TREASURER'S OFFICE

\$	317,126.72	18.3538461%
\$	205,654.92	11.9023674%
\$	1,205,067.22	69.7437865%
<u>\$</u>	<u>1,727,848.86</u>	<u>100.00%</u>

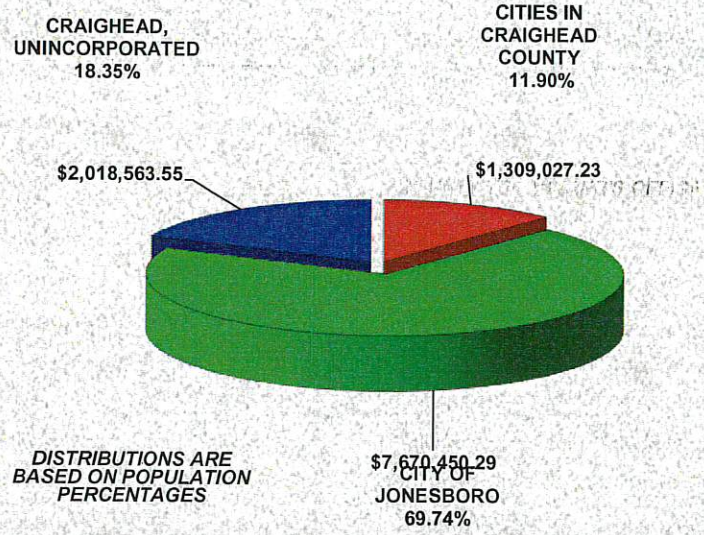
CRAIGHEAD COUNTY SALES TAX DISTRIBUTIONS YEAR TO DATE 2020

<u>CITY IN CRAIGHEAD</u>		<u>POPULATION %</u>
BAY	\$ 205,380.09	1.87%
BLACK OAK	\$ 29,877.61	0.27%
BONO	\$ 243,012.20	2.21%
BROOKLAND	\$ 224,538.26	2.04%
CARAWAY	\$ 145,852.93	1.33%
CASH	\$ 39,000.56	0.35%
EGYPT	\$ 12,772.11	0.12%
LAKE CITY	\$ 237,424.41	2.16%
MONETTE	\$ 171,169.06	1.56%
CITIES IN CRAIGHEAD	\$ 1,309,027.23	
CITY OF JONESBORO	\$ 7,670,450.29	
CRAIGHEAD RURAL	\$ 2,018,563.55	
TOTAL SALES TAX	\$ 10,998,041.07	

YEAR TO DATE SALES AND USE TAX



**CRAIGHEAD COUNTY
SALES TAX DISTRIBUTION
YTD - 2020
\$ 10,998,041.07**



DISTRIBUTIONS ARE BASED ON POPULATION PERCENTAGES
PREPARED BY CRAIGHEAD COUNTY TREASURER'S OFFICE

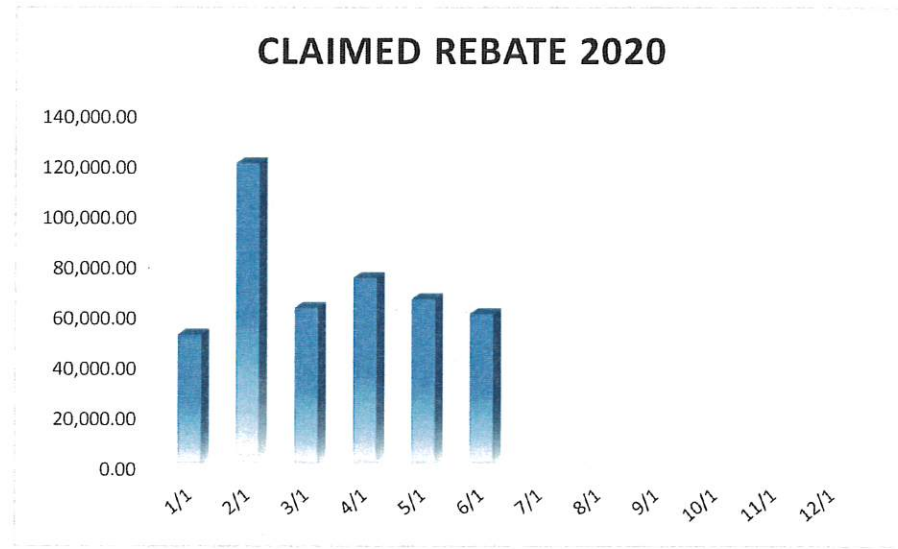
\$	2,018,563.55	18.3538463%
\$	1,309,027.23	11.9023672%
\$	7,670,450.29	69.7437866%
\$	10,998,041.07	100.00%

COUNTY TREASURER'S OFFICE

LOCAL REBATE CLAIMED

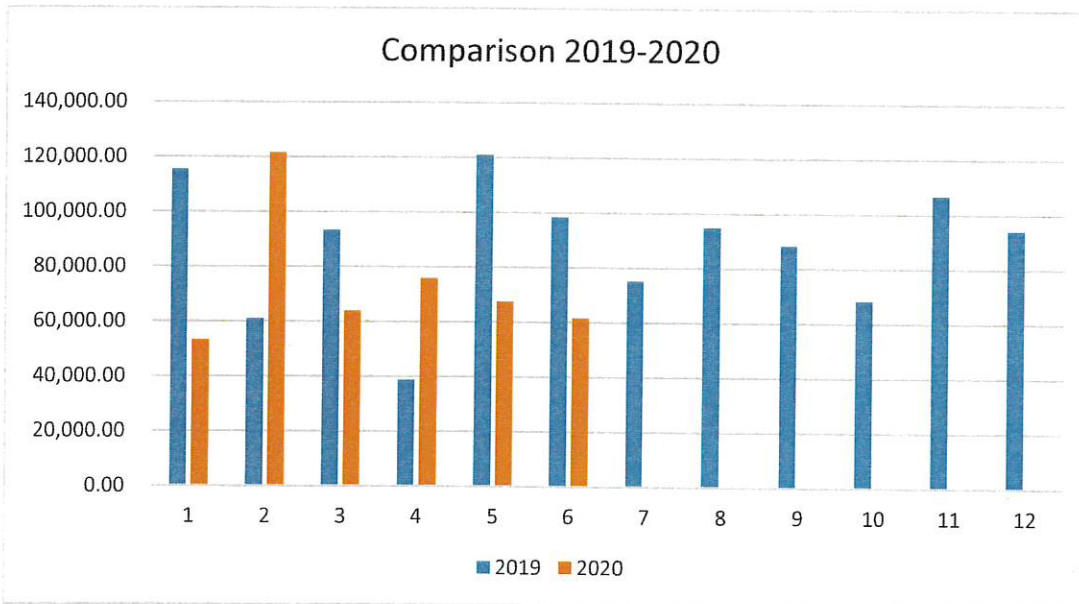
**DEPARTMENT OF FINANCE AND ADMINISTRATION
SALES AND USE TAX**

Date	Return Period	Claimed Rebate
1/1/2020	Nov-19	53,158.57
2/1/2020	Dec-19	121,474.20
3/1/2020	Jan-20	63,822.29
4/1/2020	Feb-20	75,767.73
5/1/2020	Mar-20	67,359.94
6/1/2020	Apr-20	61,426.00
7/1/2020	May-20	
8/1/2020	Jun-20	
9/1/2020	Jul-20	
10/1/2020	Aug-20	
11/1/2020	Sep-20	
12/1/2020	Oct-20	
		\$ 443,008.73



LOCAL REBATE CLAIMED
DEPARTMENT OF FINANCE AND ADMINISTRATION
SALES AND USE TAX

Date	2019 Claimed Rebate	2020 Claimed Rebate	Amt Difference	% Change
January	\$ 115,377.05	\$ 53,158.57	(62,218.48)	46.07%
February	\$ 60,967.25	\$ 121,474.20	60,506.95	199.25%
March	\$ 93,292.31	\$ 63,822.29	(29,470.02)	68.41%
April	\$ 38,715.01	\$ 75,767.73	37,052.72	195.71%
May	\$ 120,861.77	\$ 67,359.94	(53,501.83)	55.73%
June	\$ 98,303.56	\$ 61,426.00	(36,877.56)	62.49%
July	\$ 75,212.35	\$ -		
August	\$ 94,858.48	\$ -		
September	\$ 88,421.52	\$ -		
October	\$ 68,383.85	\$ -		
November	\$ 106,754.52	\$ -		
December	\$ 94,219.47	\$ -		
	\$ 1,055,367.14	\$ 443,008.73	\$ (84,508.22)	41.98%



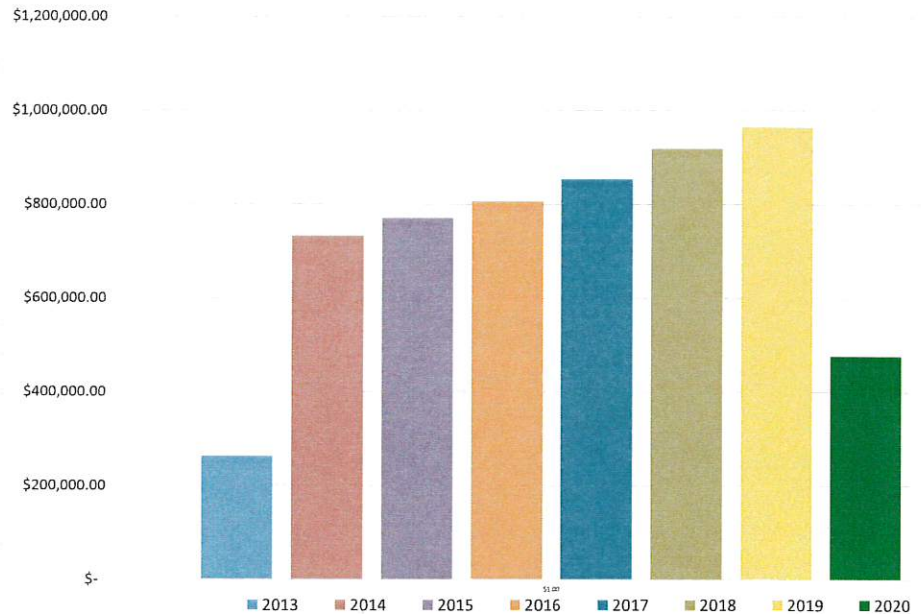
STATE OF ARKANSAS 1/2 SALES TAX- CRAIGHEAD COUNTY FOUR LANE CONSTRUCTION

RECEIVED	2013	2014	2015	2016	2017	2018	2019	2020	TOTAL COUNTY FOUR LANE REVENUE
JAN		\$ 62,611.70	\$ 62,817.77	\$ 63,388.97	\$ 72,170.37	\$ 79,957.16	\$ 81,588.33	\$ 85,450.83	\$ 5,390,916.21
FEB		\$ 59,993.77	\$ 66,390.62	\$ 67,990.98	\$ 72,811.48	\$ 75,339.66	\$ 78,817.92	\$ 85,509.41	\$ 5,476,425.62
MAR		\$ 55,234.28	\$ 58,504.77	\$ 61,681.30	\$ 65,233.47	\$ 70,056.40	\$ 72,855.37	\$ 74,313.76	\$ 5,550,739.38
APR		\$ 61,604.23	\$ 62,428.17	\$ 67,705.72	\$ 71,166.59	\$ 74,282.86	\$ 78,570.13	\$ 80,107.78	\$ 5,630,847.16
MAY		\$ 60,225.56	\$ 63,898.28	\$ 65,463.85	\$ 70,364.59	\$ 76,915.55	\$ 78,171.73	\$ 73,834.91	\$ 5,704,682.07
JUN		\$ 60,293.66	\$ 63,300.37	\$ 63,389.87	\$ 70,673.74	\$ 74,360.88	\$ 82,422.23	\$ 76,591.00	\$ 5,781,273.07
JUL		\$ 62,086.73	\$ 61,957.09	\$ 67,789.26	\$ 74,102.88	\$ 78,756.97	\$ 81,311.70	\$ -	\$ -
AUG	\$ 28,023.20	\$ 61,580.99	\$ 65,740.44	\$ 69,364.11	\$ 70,357.26	\$ 77,405.60	\$ 79,279.89	\$ -	\$ -
SEP	\$ 58,379.68	\$ 63,090.39	\$ 67,566.04	\$ 71,591.73	\$ 73,219.94	\$ 79,391.12	\$ 86,264.55	\$ -	\$ -
OCT	\$ 60,846.52	\$ 62,421.38	\$ 68,396.82	\$ 70,610.88	\$ 73,745.38	\$ 78,889.76	\$ 81,375.92	\$ -	\$ -
NOV	\$ 56,935.08	\$ 62,414.69	\$ 65,663.41	\$ 69,958.91	\$ 70,324.15	\$ 75,457.83	\$ 81,901.26	\$ -	\$ -
DEC	\$ 57,938.74	\$ 60,527.14	\$ 63,584.52	\$ 66,522.77	\$ 68,826.73	\$ 77,790.27	\$ 81,391.32	\$ -	\$ -
TOTAL	\$ 262,123.22	\$ 732,084.52	\$ 770,248.30	\$ 805,458.35	\$ 852,996.58	\$ 918,604.06	\$ 963,950.35	\$ 475,807.69	\$ 5,781,273.07

FOUR LANE REVENUES



COUNTY FOUR LANE HWY REVENUE



FUND 3501
Juvenile Detention Facilities Grant Fund
2013-2020

DATE	RECEIPTS	EXCESS COM	INTEREST	COM CHARGED	DISBURSEMENTS	"CASH FLOW"	TRANSFER FROM GENERAL	TRANSFER TO GENERAL	TRANSFER TO / FROM OTHER FUNDS	
Balance in 2013						\$ -				\$ 49,891.67
2014	\$ 31,370.87		\$ 178.92	\$ (3.57)	\$ (29,828.54)	\$ 1,717.68		\$ (285.40)	\$ (2,245.00)	\$ 49,078.95
2015	\$ 31,167.00	\$ 2.26	\$ 194.41	\$ (3.88)	\$ (30,591.81)	\$ 767.98				\$ 49,846.93
2016	\$ 31,167.00	\$ 2.36	\$ 204.51	\$ (4.10)	\$ (63,838.84)	\$ (32,469.07)				\$ 17,377.86
2017	\$ 31,397.00	\$ 2.52	\$ 369.21	\$ (7.39)	\$ (30,787.56)	\$ 973.78			\$ 31,932.10	\$ 50,283.74
2018	\$ 31,216.14	\$ 4.68	\$ 776.78	\$ (15.54)	\$ (32,836.30)	\$ (854.24)	\$ -	\$ -		\$ 49,429.50
2019	\$ 31,221.42	\$ 10.41	\$ 1,416.50	\$ (28.34)	\$ (37,419.87)	\$ (4,799.88)				\$ 44,629.62
2020	\$ 250.46	\$ 21.45	\$ 520.11	\$ (10.40)	\$ (26,449.24)	\$ (25,667.62)	\$ -	\$ -	\$ -	\$ 18,962.00
						\$ -				\$ -
						\$ -				\$ -
						\$ -				\$ -
						\$ -				\$ -
						\$ -				\$ -
TOTAL	\$ 187,789.89	\$ 43.68	\$ 3,660.44	\$ (73.22)	\$ (251,752.16)	\$ (60,331.37)	\$ -	\$ (285.40)	\$ 29,687.10	\$ 18,962.00

FUND 3504
Adult Drug Court Grant Fund
2013-2020

DATE	RECEIPTS	EXCESS COM	INTEREST	COM CHARGED	DISBURSEMENTS	"CASH FLOW"	TRANSFER FROM GENERAL	TRANSFER TO GENERAL	
2013	\$ 500.00		\$ 0.77						\$ 500.77
2014	\$ 4,500.00		\$ 12.90	\$ (0.26)	\$ (3,793.68)	\$ 718.96			\$ 1,219.73
2015	\$ 4,500.00	\$ 0.16	\$ 15.53	\$ (0.33)	\$ (3,358.11)	\$ 1,157.25			\$ 2,376.98
2016	\$ 4,500.00	\$ 0.20	\$ 23.90	\$ (0.48)	\$ (3,842.96)	\$ 680.66			\$ 3,057.64
2017	\$ 4,500.00	\$ 0.29	\$ 47.07	\$ (0.95)	\$ (4,089.32)	\$ 457.09			\$ 3,514.73
2018	\$ -	\$ -	\$ 24.48	\$ (0.47)	\$ (3,008.23)	\$ (2,984.22)	\$ -	\$ -	\$ 530.51
2019	\$ -	\$ 0.31	\$ 19.36	\$ (0.40)	\$ -	\$ 19.27			\$ 549.78
2020	\$ -	\$ 0.30	\$ 9.18	\$ (0.19)	\$ -	\$ 9.29	\$ -	\$ -	\$ 559.07
						\$ -			\$ -
						\$ -			\$ -
						\$ -			\$ -
						\$ -			\$ -
						\$ -			\$ -
TOTAL	\$ 18,500.00	\$ 1.26	\$ 153.19	\$ (3.08)	\$ (18,092.30)	\$ 559.07	\$ -	\$ -	\$ 559.07

Fund 3557
Coronavirus Preparedness Grant Fund
2020

DATE	RECEIPTS	EXCESS COM	INTEREST	COM CHARGED	DISBURSEMENTS	"CASH FLOW"	TRANSFER FROM GENERAL	TRANSFER TO GENERAL	
2020	\$ 2,309.97	\$ -	\$ 0.48	\$ (0.01)	\$ (2,309.97)	\$ 0.47	\$ -	\$ -	\$ 0.47
						\$ -			\$ -
						\$ -			\$ -
						\$ -			\$ -
						\$ -			\$ -
						\$ -			\$ -
						\$ -			\$ -
						\$ -			\$ -
TOTAL	\$ 2,309.97	\$ -	\$ 0.48	\$ (0.01)	\$ (2,309.97)	\$ 0.47	\$ -	\$ -	\$ 0.47

Fund 3559
Blue & You Foundation Mini-Grant, Circuit Court
2020

DATE	RECEIPTS	EXCESS COM	INTEREST	COM CHARGED	DISBURSEMENTS	"CASH FLOW"	TRANSFER FROM GENERAL	TRANSFER TO GENERAL		
2020	\$ 1,000.00	\$ -	\$ 4.44	\$ (0.09)	\$ (1,004.35)	\$ -	\$ -	\$ -	\$ -	\$ -
						\$ -				\$ -
						\$ -				\$ -
						\$ -				\$ -
						\$ -				\$ -
						\$ -				\$ -
						\$ -				\$ -
						\$ -				\$ -
						\$ -				\$ -
						\$ -				\$ -
TOTAL	\$ 1,000.00	\$ -	\$ 4.44	\$ (0.09)	\$ (1,004.35)	\$ -	\$ -	\$ -	\$ -	\$ -

Fund 3561
Blue & You Foundation Mini-Grant, Detention Center
2020

DATE	RECEIPTS	EXCESS COM	INTEREST	COM CHARGED	DISBURSEMENTS	"CASH FLOW"	TRANSFER FROM GENERAL	TRANSFER TO GENERAL		
2020	\$ 1,000.00	\$ -	\$ 3.78	\$ (0.08)	\$ (1,003.70)	\$ -	\$ -	\$ -	\$ -	\$ -
						\$ -			\$ -	\$ -
						\$ -			\$ -	\$ -
						\$ -			\$ -	\$ -
						\$ -			\$ -	\$ -
						\$ -			\$ -	\$ -
						\$ -			\$ -	\$ -
						\$ -			\$ -	\$ -
						\$ -			\$ -	\$ -
TOTAL	\$ 1,000.00	\$ -	\$ 3.78	\$ (0.08)	\$ (1,003.70)	\$ -	\$ -	\$ -	\$ -	\$ -

Fund 3563
Blue & You Foundation Mini-Grant, Election Commission
2020

DATE	RECEIPTS	EXCESS COM	INTEREST	COM CHARGED	DISBURSEMENTS	"CASH FLOW"	TRANSFER FROM GENERAL	TRANSFER TO GENERAL		
2020	\$ 1,000.00	\$ -	\$ -	\$ -	\$ (1,000.00)	\$ -	\$ -	\$ -	\$ -	\$ -
						\$ -			\$ -	\$ -
						\$ -			\$ -	\$ -
						\$ -			\$ -	\$ -
						\$ -			\$ -	\$ -
						\$ -			\$ -	\$ -
						\$ -			\$ -	\$ -
						\$ -			\$ -	\$ -
						\$ -			\$ -	\$ -
						\$ -			\$ -	\$ -
TOTAL	\$ 1,000.00	\$ -	\$ -	\$ -	\$ (1,000.00)	\$ -	\$ -	\$ -	\$ -	\$ -

Fund 3565
Blue & You Foundation Mini-Grant, County Judge
2020

DATE	RECEIPTS	EXCESS COM	INTEREST	COM CHARGED	DISBURSEMENTS	"CASH FLOW"	TRANSFER FROM GENERAL	TRANSFER TO GENERAL		
2020	\$ 1,000.00	\$ -	\$ 4.44	\$ (0.09)	\$ (1,004.35)	\$ -	\$ -	\$ -	\$ -	\$ -
						\$ -				\$ -
						\$ -				\$ -
						\$ -				\$ -
						\$ -				\$ -
						\$ -				\$ -
						\$ -				\$ -
						\$ -				\$ -
						\$ -				\$ -
TOTAL	\$ 1,000.00	\$ -	\$ 4.44	\$ (0.09)	\$ (1,004.35)	\$ -	\$ -	\$ -	\$ -	\$ -

Fund 3569
Blue & You Foundation Mini-Grant, Tax Assessor
2020

DATE	RECEIPTS	EXCESS COM	INTEREST	COM CHARGED	DISBURSEMENTS	"CASH FLOW"	TRANSFER FROM GENERAL	TRANSFER TO GENERAL		
2020	\$ 1,000.00	\$ -	\$ 4.44	\$ (0.09)	\$ (1,004.35)	\$ -	\$ -	\$ -	\$ -	\$ -
						\$ -				\$ -
						\$ -				\$ -
						\$ -				\$ -
						\$ -				\$ -
						\$ -				\$ -
						\$ -				\$ -
						\$ -				\$ -
						\$ -				\$ -
TOTAL	\$ 1,000.00	\$ -	\$ 4.44	\$ (0.09)	\$ (1,004.35)	\$ -	\$ -	\$ -	\$ -	\$ -

Fund 3571

Blue & You Foundation Mini-Grant, Lake City District Court

2020

DATE	RECEIPTS	EXCESS COM	INTEREST	COM CHARGED	DISBURSEMENTS	"CASH FLOW"	TRANSFER FROM GENERAL	TRANSFER TO GENERAL		
2020	\$ 1,000.00	\$ -	\$ 4.16	\$ (0.09)	\$ (1,004.07)	\$ -	\$ -	\$ -	\$ -	\$ -
						\$ -			\$ -	\$ -
						\$ -			\$ -	\$ -
						\$ -			\$ -	\$ -
						\$ -			\$ -	\$ -
						\$ -			\$ -	\$ -
						\$ -			\$ -	\$ -
						\$ -			\$ -	\$ -
						\$ -			\$ -	\$ -
						\$ -			\$ -	\$ -
TOTAL	\$ 1,000.00	\$ -	\$ 4.16	\$ (0.09)	\$ (1,004.07)	\$ -	\$ -	\$ -	\$ -	\$ -

Fund 3573
Blue & You Foundation Mini-Grant, Veteran's Services
2020

DATE	RECEIPTS	EXCESS COM	INTEREST	COM CHARGED	DISBURSEMENTS	"CASH FLOW"	TRANSFER FROM GENERAL	TRANSFER TO GENERAL		
2020	\$ 1,000.00	\$ -	\$ 4.35	\$ (0.09)	\$ (1,004.26)	\$ -	\$ -	\$ -	\$ -	\$ -
						\$ -				\$ -
						\$ -				\$ -
						\$ -				\$ -
						\$ -				\$ -
						\$ -				\$ -
						\$ -				\$ -
						\$ -				\$ -
						\$ -				\$ -
TOTAL	\$ 1,000.00	\$ -	\$ 4.35	\$ (0.09)	\$ (1,004.26)	\$ -	\$ -	\$ -	\$ -	\$ -

Fund 3575
Blue & You Foundation Mini-Grant, Sheriff's Office
2020

DATE	RECEIPTS	EXCESS COM	INTEREST	COM CHARGED	DISBURSEMENTS	"CASH FLOW"	TRANSFER FROM GENERAL	TRANSFER TO GENERAL		
2020	\$ 1,000.00	\$ -	\$ 4.38	\$ (0.09)	\$ (1,004.29)	\$ -	\$ -	\$ -	\$ -	\$ -
						\$ -			\$ -	\$ -
						\$ -			\$ -	\$ -
						\$ -			\$ -	\$ -
						\$ -			\$ -	\$ -
						\$ -			\$ -	\$ -
						\$ -			\$ -	\$ -
						\$ -			\$ -	\$ -
TOTAL	\$ 1,000.00	\$ -	\$ 4.38	\$ (0.09)	\$ (1,004.29)	\$ -	\$ -	\$ -	\$ -	\$ -

Fund 3577
CY20 Accountability Court Grant Sobriety
2020

DATE	RECEIPTS	EXCESS COM	INTEREST	COM CHARGED	DISBURSEMENTS	"CASH FLOW"	TRANSFER FROM GENERAL	TRANSFER TO GENERAL		
2020	\$ 1,934.22	\$ -	\$ -	\$ -	\$ (1,934.22)	\$ -	\$ -	\$ -	\$ -	\$ -
						\$ -				\$ -
						\$ -				\$ -
						\$ -				\$ -
						\$ -				\$ -
						\$ -				\$ -
						\$ -				\$ -
						\$ -				\$ -
						\$ -				\$ -
TOTAL	\$ 1,934.22	\$ -	\$ -	\$ -	\$ (1,934.22)	\$ -	\$ -	\$ -	\$ -	\$ -

Fund 3579
2020 Juvenile Officer Grant
2020

DATE	RECEIPTS	EXCESS COM	INTEREST	COM CHARGED	DISBURSEMENTS	"CASH FLOW"	TRANSFER FROM GENERAL	TRANSFER TO GENERAL	
2020	\$ 6,500.00	\$ -	\$ 40.01	\$ (0.79)	\$ (4,578.71)	\$ 1,960.51	\$ -	\$ -	\$ 1,960.51
						\$ -			\$ -
						\$ -			\$ -
						\$ -			\$ -
						\$ -			\$ -
						\$ -			\$ -
						\$ -			\$ -
						\$ -			\$ -
TOTAL	\$ 6,500.00	\$ -	\$ 40.01	\$ (0.79)	\$ (4,578.71)	\$ 1,960.51	\$ -	\$ -	\$ 1,960.51

FUND 3583
Court Improvement (CIP) Grant
2019 - 2020

DATE	RECEIPTS	EXCESS COM	INTEREST	COM CHARGED	DISBURSEMENTS	"CASH FLOW"	TRANSFER FROM GENERAL	TRANSFER TO GENERAL	
2019	\$ 1,221.36	\$ -	\$ 7.51	\$ (0.02)	\$ -	\$ 1,228.85		\$ -	\$ 1,228.85
2020	\$ -	\$ 0.02	\$ 20.52	\$ (0.06)	\$ -	\$ 20.48			\$ 1,249.33
						\$ -			\$ -
						\$ -			\$ -
						\$ -			\$ -
						\$ -			\$ -
TOTAL	\$ 1,221.36	\$ 0.02	\$ 28.03	\$ (0.08)	\$ -	\$ 1,249.33	\$ -	\$ -	\$ 1,249.33

Fund 3585
Northeast AR Veterans Court Expansion Project
2020

DATE	RECEIPTS	EXCESS COM	INTEREST	COM CHARGED	DISBURSEMENTS	"CASH FLOW"	TRANSFER FROM GENERAL	TRANSFER TO GENERAL	
2020	\$ 37,344.09	\$ -	\$ 2.44	\$ (0.05)	\$ (34,413.84)	\$ 2,932.64	\$ -	\$ (2,930.25)	\$ 2.39
						\$ -			\$ -
						\$ -			\$ -
						\$ -			\$ -
						\$ -			\$ -
						\$ -			\$ -
						\$ -			\$ -
TOTAL	\$ 37,344.09	\$ -	\$ 2.44	\$ (0.05)	\$ (34,413.84)	\$ 2,932.64	\$ -	\$ (2,930.25)	\$ 2.39

FUND 3587
Arkansas Historic Preservation Program Grant
2019 - 2020

DATE	RECEIPTS	EXCESS COM	INTEREST	COM CHARGED	DISBURSEMENTS	"CASH FLOW"	TRANSFER FROM GENERAL	TRANSFER TO GENERAL	
2019	\$ -	\$ -	\$ 5.67	\$ (0.11)	\$ (22,000.00)	\$ (21,994.44)	\$ 22,000.00	\$ -	\$ 5.56
2020	\$ 22,000.00	\$ 0.08	\$ 15.66	\$ (0.31)	\$ -	\$ 22,015.43	\$ -	\$ (22,000.00)	\$ 20.99
						\$ -			\$ -
						\$ -			\$ -
						\$ -			\$ -
						\$ -			\$ -
TOTAL	\$ 22,000.00	\$ 0.08	\$ 21.33	\$ (0.42)	\$ (22,000.00)	\$ 20.99	\$ 22,000.00	\$ (22,000.00)	\$ 20.99

FUND 3589
Crisis Stabilization Unit Grant Fund
2019-2020

DATE	RECEIPTS	EXCESS COM	INTEREST	COM CHARGED	DISBURSEMENTS	"CASH FLOW"	TRANSFER FROM GENERAL	TRANSFER TO GENERAL	
2019	\$ 103.67	\$ -	\$ 2,710.10	\$ (55.59)	\$ (35,100.18)	\$ (32,342.00)	\$ 140,000.00	\$ -	\$ 107,658.00
2020	\$ 121,400.00	\$ 42.08	\$ 2,543.36	\$ (50.86)	\$ (77,242.11)	\$ 46,692.47	\$ -	\$ -	\$ 154,350.47
						\$ -			\$ -
						\$ -			\$ -
						\$ -			\$ -
						\$ -			\$ -
TOTAL	\$ 121,503.67	\$ 42.08	\$ 5,253.46	\$ (106.45)	\$ (112,342.29)	\$ 14,350.47	\$ 140,000.00	\$ -	\$ 154,350.47

FUND 3597
Northeast AR Mental Health Court Expansion Project
2019 - 2020

DATE	RECEIPTS	EXCESS COM	INTEREST	COM CHARGED	DISBURSEMENTS	"CASH FLOW"	TRANSFER FROM GENERAL	TRANSFER TO GENERAL
2019	\$ 104,673.59	\$ -	\$ 62.52	\$ (1.24)	\$ (104,673.57)	\$ 61.30		\$ (61.29)
2020	\$ 60,956.12	\$ 0.94	\$ 6.07	\$ (0.12)	\$ (59,197.97)	\$ 1,765.04	\$ -	\$ (1,758.15)
						\$ -		\$ -
						\$ -		\$ -
						\$ -		\$ -
						\$ -		\$ -
TOTAL	\$ 165,629.71	\$ 0.94	\$ 68.59	\$ (1.36)	\$ (163,871.54)	\$ 1,826.34	\$ -	\$ (1,819.44)

FUND 3598
Courthouse Security Grant
2013-2020

DATE	RECEIPTS	EXCESS COM	INTEREST	COM CHARGED	DISBURSEMENTS	"CASH FLOW"	TRANSFER FROM GENERAL	TRANSFER TO GENERAL	
Beginning Balance in 2013									\$ 11.67
2013	\$ 11,370.00		\$ 21.36		\$ (11,370.00)	\$ 21.36		\$ (33.02)	\$ 0.01
2014	\$ 221.75				\$ (499.16)	\$ (277.41)	\$ 277.40		\$ 0.00
2015	\$ 14,400.00		\$ 42.11	\$ (0.84)	\$ (13,105.07)	\$ 1,336.20			\$ 1,336.20
2016		\$ 0.51	\$ 1.08	\$ (0.02)	\$ (1,529.08)	\$ (1,527.51)	\$ 191.31		\$ 0.00
2017		\$ 0.01				\$ 0.01		\$ (0.01)	\$ 0.00
2018	\$ 8,293.27	\$ -	\$ 35.09	\$ (0.71)	\$ (8,321.03)	\$ 6.62	\$ -	\$ -	\$ 6.62
2019	\$ 454.80	\$ 0.48	\$ 6.37	\$ (0.12)	\$ (467.77)	\$ (6.24)		\$ (0.38)	\$ 0.00
2020	\$ 15,000.00	\$ 0.09	\$ 33.15	\$ (0.66)	\$ -	\$ 15,032.58	\$ -	\$ -	\$ 15,032.58
						\$ -			\$ -
						\$ -			\$ -
						\$ -			\$ -
						\$ -			\$ -
						\$ -			\$ -
TOTAL	\$ 49,739.82	\$ 1.09	\$ 139.16	\$ (2.35)	\$ (35,292.11)	\$ 14,585.61	\$ 468.71	\$ (33.41)	\$ 15,032.58

FUND 4890
Crisis Stabilization Unit
2019-2020

DATE	RECEIPTS	EXCESS COM	INTEREST	COM CHARGED	DISBURSEMENTS	"CASH FLOW"	TRANSFER FROM CAPITAL	TRANSFERS TO		
2019	\$ 1,000.00	\$ -	\$ 13,150.64	\$ (283.01)	\$ (809,162.99)	\$ (795,295.36)	\$ 800,000.00		\$	4,704.64
2020	\$ -	\$ -	\$ 293.68	\$ (1.59)	\$ (113.93)	\$ 178.16	\$ -	\$ -	\$	4,882.80
						\$ -			\$	-
						\$ -			\$	-
						\$ -			\$	-
						\$ -			\$	-
TOTAL	\$ 1,000.00	\$ -	\$ 13,444.32	\$ (284.60)	\$ (809,276.92)	\$ (795,117.20)	\$ 800,000.00	\$ -	\$	4,882.80